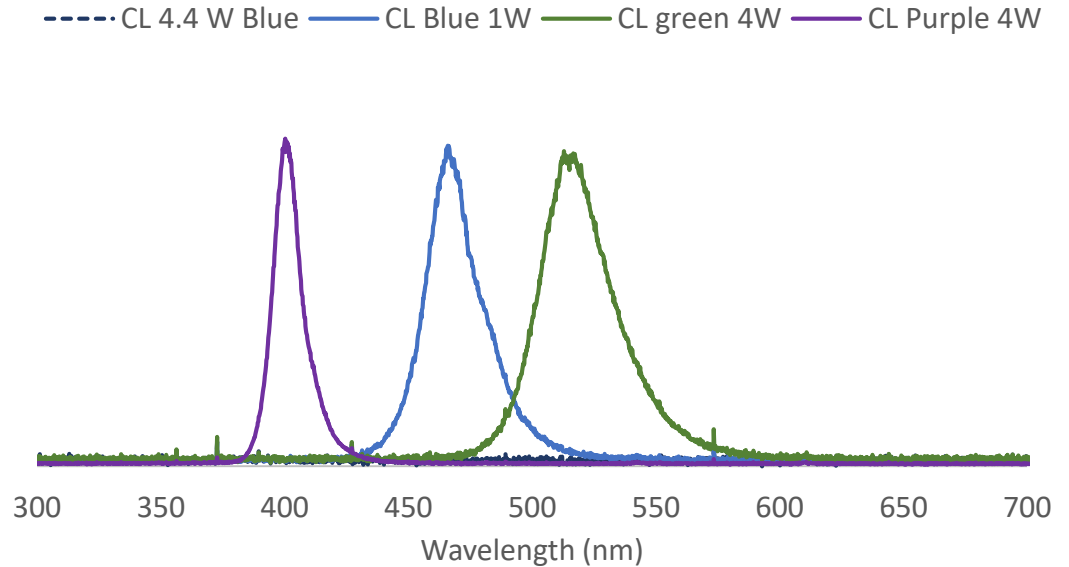


# LED and Laser Optical Profiles



**Blue Creative Lighting  
Solutions LED Ribbon**

Creative Lighting LED Optical Profiles



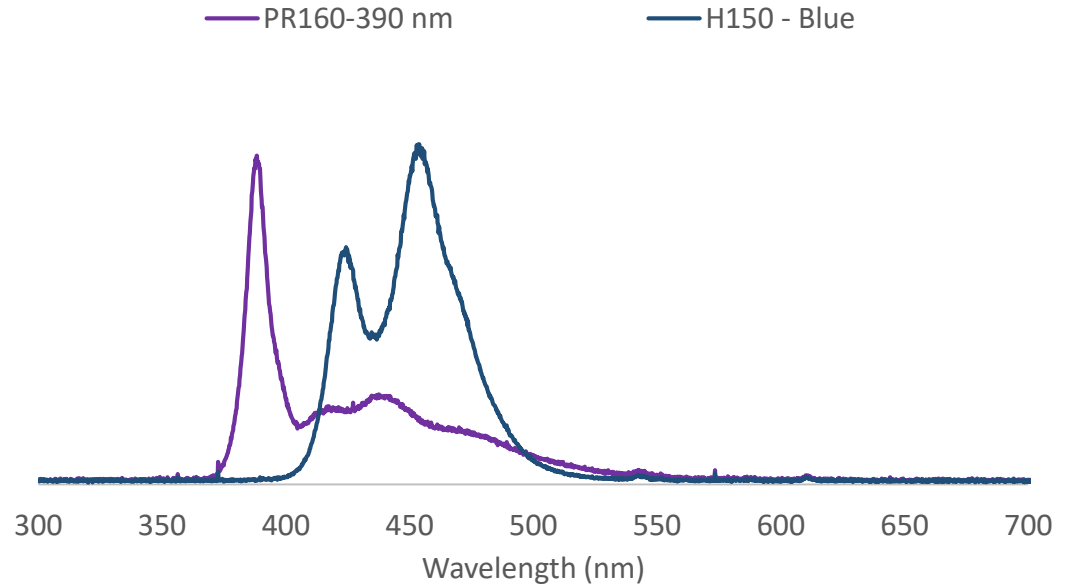
LED	$\lambda_{\max}$	range
Purple – 4.4W	400 nm	384-426 nm
Blue – 1W	462 nm	426-526 nm
Green – 4.4W	515 nm	471-591nm

# LED and Laser Optical Profiles



**H150 Blue - Kessil LED**

## Kessil LED Optical Profiles



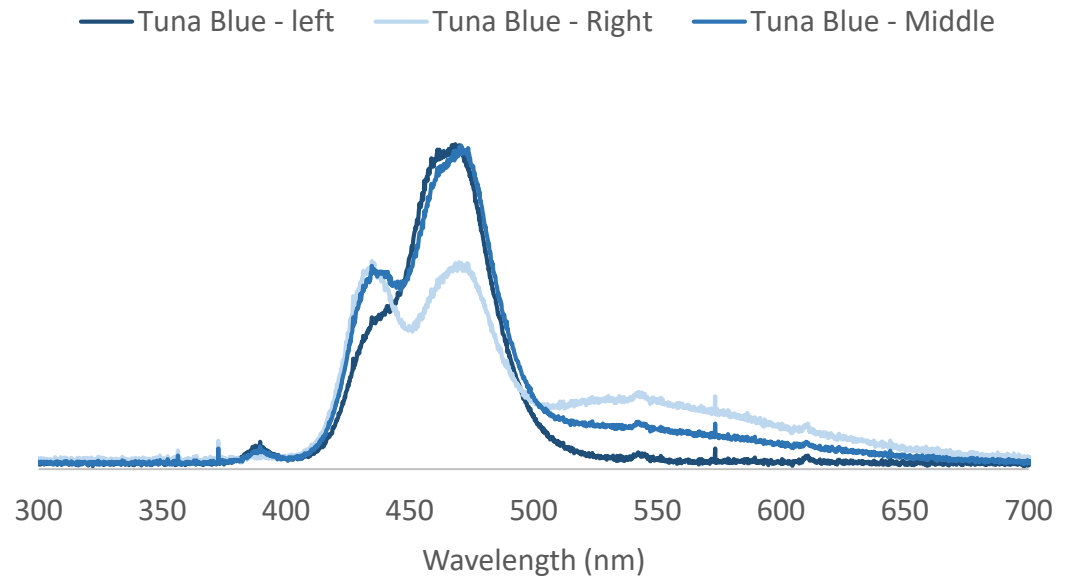
LED	$\lambda$ max (nm)	range (approx.)
PR160-390 nm	388, 437 nm	372-540 nm
H150-Blue	423, 454 nm	400-500 nm

# LED and Laser Optical Profiles




**Tuna Blue - Kessil LED**

Kessil Tuna Blue LED Optical Profiles

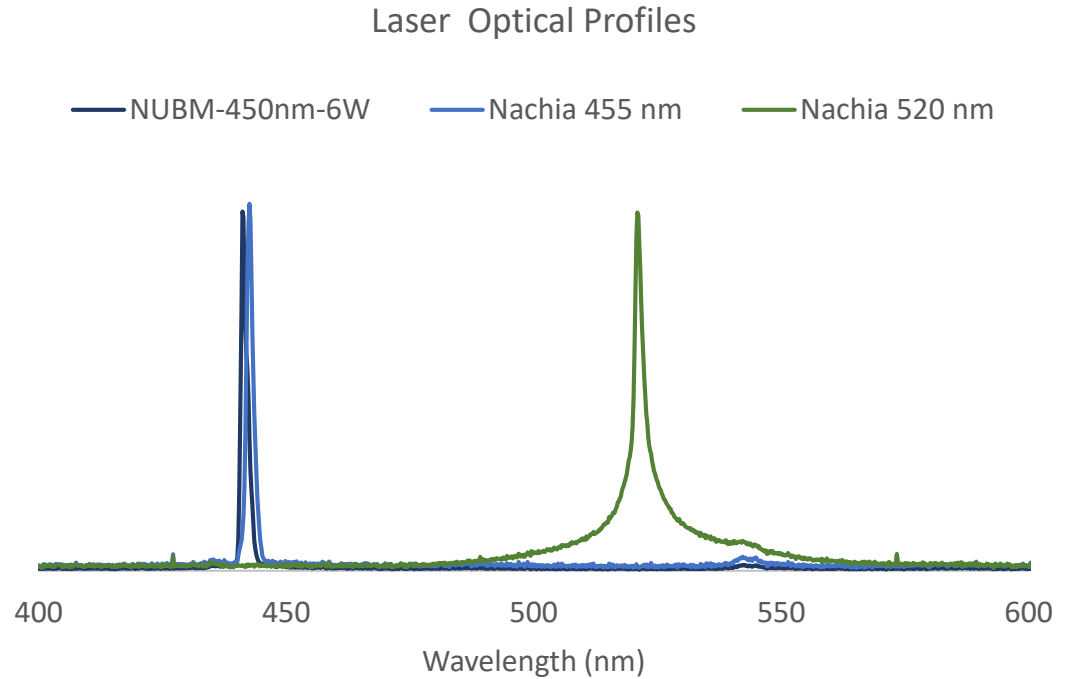


LED	$\lambda$ max (nm)	range (approx.)
Tuna Blue – Dial left	390 (small), 435 (shoulder), 467 nm	380-550 nm
Tuna Blue – Dial Right	434, 469, 545	400-700 nm

# LED and Laser Optical Profiles



**NUBM 450nm – 6W laser**



Laser	$\lambda$ max (nm)	range (approx.)
NUBM-450nm-6W	441 nm	440-445 nm
Nachia-455nm	442 nm	440-445 nm
Nachia-520nm	520 nm	490-562 nm